

item number	w idth of cable tray (mm)	height of cable tray (mm)	thickness of metal sheet (mm)	w eight (kg/m)	amount of bolts for connection
NKZI 50X62X0.70_S	62	50	0,70	0,89	2
NKZI 50X62X0.70_F	62	50	0,80	1,10	2
NKZI 50X62X1.25_S	62	50	1,25	1,66	2
NKZI 50X62X1.25_F	62	50	1,25	1,88	2
NKZI 50X125X0.70_S	125	50	0,70	1,30	2
NKZI 50X125X0.70_F	125	50	0,80	1,60	2
NKZI 50X125X1.25_S	125	50	1,25	2,31	2
NKZI 50X125X1.25_F	125	50	1,25	2,49	2
NKZI 50X250X0.70_S	250	50	0,70	1,86	3
NKZI 50X250X1.00_S	250	50	1,00	2,75	3
NKZI 50X250X1.00_F	250	50	1,00	2,92	3
NKZI 50X250X1.25_S	250	50	1,25	3,31	3
NKZI 50X250X1.25_F	250	50	1,25	3,75	3
NKZI 100X125X0.70_S	125	100	0,70	1,80	4
NKZI 100X125X0.80_F	125	100	0,80	2,30	4
NKZI 100X125X1.25_S	125	100	1,25	3,25	4
NKZI 100X125X1.25_F	125	100	1,25	3,60	4
NKZI 100X250X0.70_S	250	100	0,70	2,49	5
NKZI 100X250X0.80_F	250	100	0,80	3,44	5
NKZI 100X250X1.25_S	250	100	1,25	4,24	5
NKZI 100X250X1.25_F	250	100	1,25	4,80	5
NKZI 100X500X1.00_S	500	100	1,00	5,43	6
NKZI 100X500X1.25_S	500	100	1,25	6,34	6
NKZI 100X500X1.25_F	500	100	1,25	7,18	6



length of cable tray: 2100 mm

product description: Cable tray is designed to create a cable route.

For securing the connection of the trays with the integrated coupling there are used the clamps made from spring steel KSV or the bolts NSM 6X10. To protect the cables, the bolt head is inside the cable tray. A bolt with a GMT surface finish is used for a tray with an F surface finish.

These items can also be ordered in a varnished version.


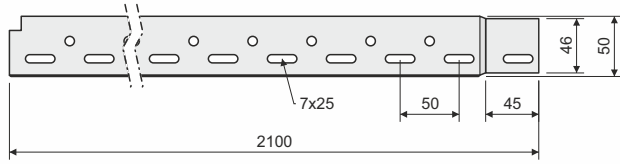
surface finish: S - Pre-Galvanized according to EN 10346, EN 10143, zinc-layer 15-27 µm
 F - Hot Dip Galvanized according to ČSN EN ISO 1461, zinc-layer 45 µm (min. 35 µm)

sales amount: á 2,1 m

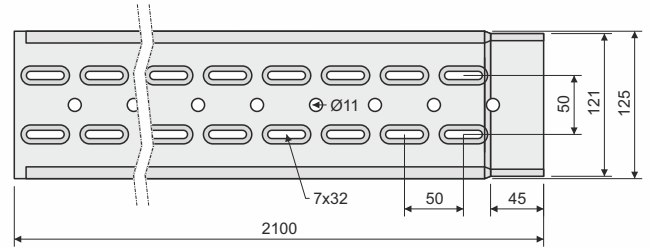
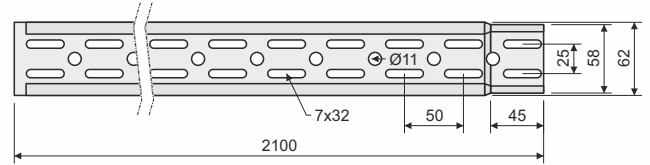
meets the requirements: EN 61537:02

storage: EN 60721-3-1

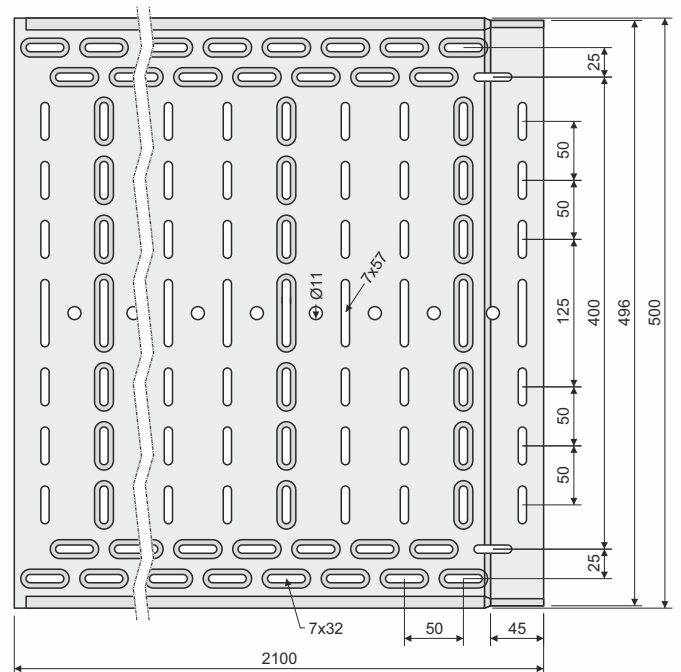
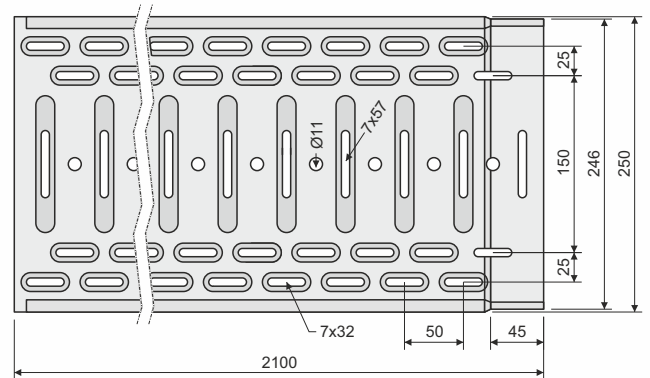

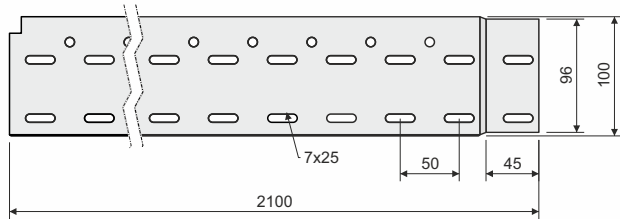
sidewall height 50 mm



design of bottom punching of tray

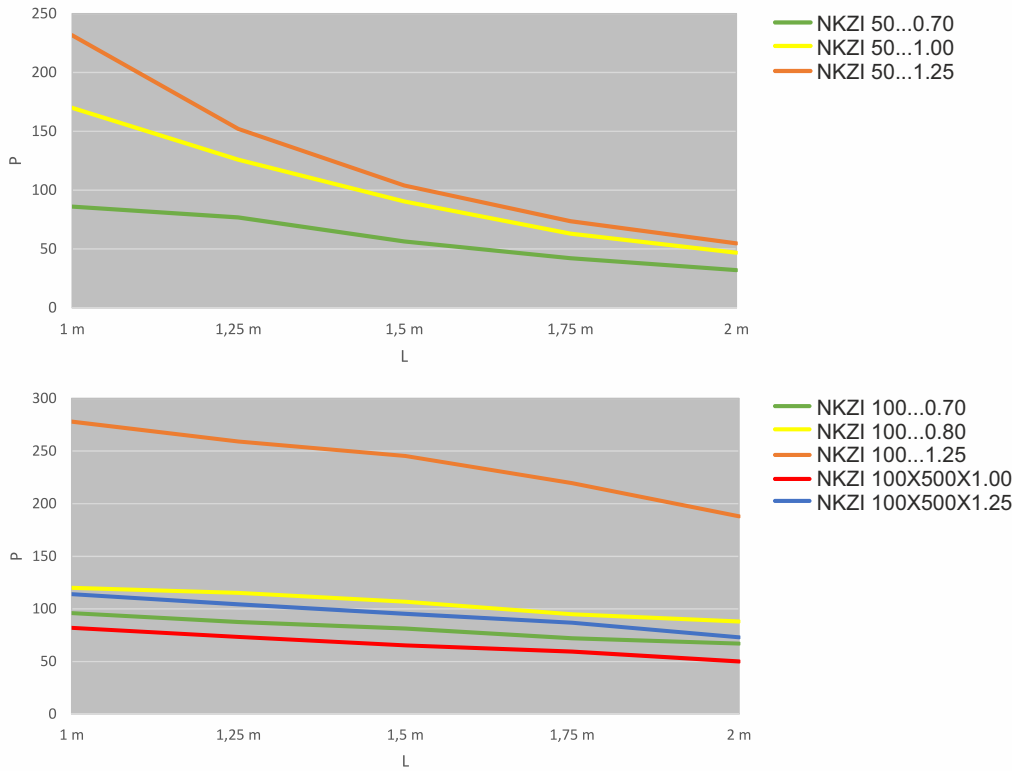


sidewall height 100 mm



The graph shows the maximum allowed even loading of the tray in relation to the distances of the supports. External influences are not taken into account in the permissible load and cannot be burdened by person.

P - allowed even loading (kg/m)
L - distance of supports (m)



inner usable cross-section of the channel

	NKZI	50X62	50X125	50X250	100X125	100X250	100X500
cross-section (cm ²)		31	62,5	125	125	250	500
CYKY 3X1,5	8,6	21	42	85	85	169	338
CYKY 5X1,5	10,1	15	31	61	61	123	245
CYKY 3X2,5	9,5	17	35	69	69	139	277
CYKY 5X2,5	11,2	12	25	50	50	100	199
CYKY 3X4	11,2	12	25	50	50	100	199
CYKY 5X4	13,8	8	16	33	33	66	131
CYKY 5X6	15,1	7	14	27	27	55	110
CYKY 5X10	18	5	10	19	19	39	77
CYKY 5X16	20,4	4	8	15	15	30	60
CYKY 5X25	26,1	2	5	9	9	18	37
CYKY 4X35	24,8	3	5	10	10	20	41
CYKY 4X50	31,3	2	3	6	6	13	26
CYKY 3X70+50	33,6	1	3	6	6	11	22
CYKY 3X95+70	39,3	1	2	4	4	8	16
CYKY 3X120+95	43	1	2	3	3	7	14
CYKY 3X240+120	56,4	0	0	0	2	4	8

The values state the number of cables with the tray at 50% full. Orientation diameters of the cables CYKY. The values are mathematically calculated. The limit values (small tray x big cable or contrariwise) it is necessary to consider combination of the tray and diameter of the cable and used them with reference to technical conditions.